
























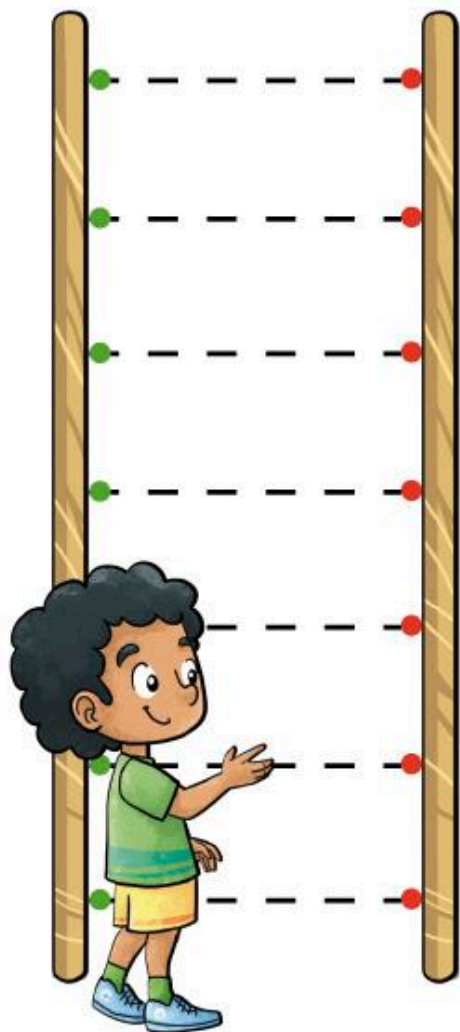
- Apresto y grafomotricidad.




• Colorea con  el cielo , con  el pasto  y con  la tierra 

- Repasa las líneas de las escaleras para que los niños puedan subir.



- Ayuda a Max a formar burbujas. Repásalas y trázalas.



- Marca con tu lápiz los siguientes ejercicios.

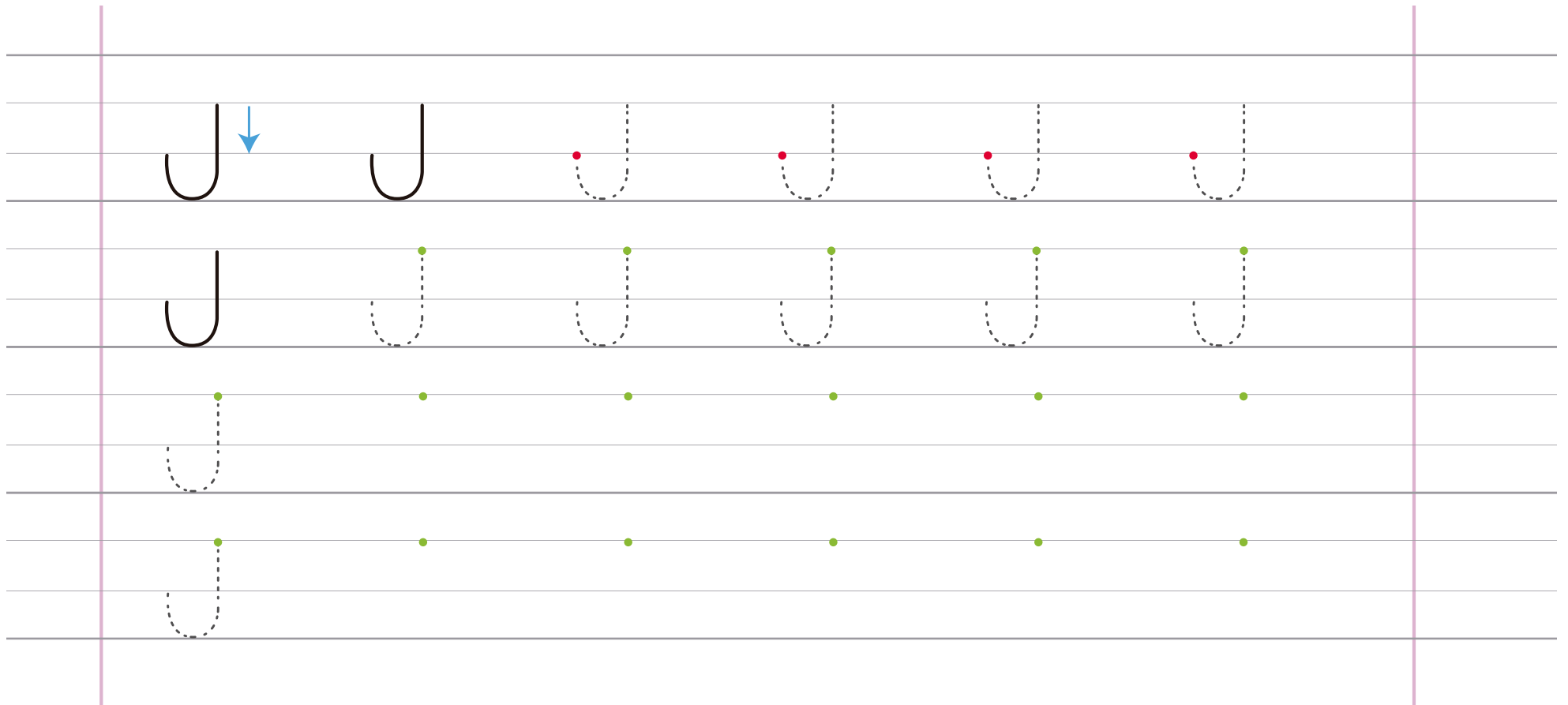


A handwriting practice grid consisting of six rows of horizontal lines, each row bounded by vertical purple lines on the left and right. The first row contains six 'm' characters: a solid black 'm' with a blue arrow pointing up from its left stem, a solid black 'm', and four dashed 'm' characters for tracing. Each 'm' has a green dot at the start of its left stem and a red dot at the end of its right stem. The second row contains a solid black 'm' followed by five dashed 'm' characters for tracing. The third, fourth, and fifth rows each contain a dashed 'm' character followed by five green dots, serving as starting points for independent practice. The sixth row is empty.

- Marca con tu lápiz los siguientes ejercicios.

Handwriting practice grid for the cursive letter 'w'. The grid consists of four rows of horizontal lines, with vertical lines on the far left and far right. The first row contains six 'w' characters: a solid black 'w' with a blue arrow pointing down from its starting point, a solid black 'w', and four dashed 'w' characters for tracing, each with a green starting dot and a red ending dot. The second row contains six 'w' characters: one solid black 'w' and five dashed 'w' characters for tracing, each with a green starting dot. The third row contains one dashed 'w' character with a green starting dot, followed by five green starting dots. The fourth row contains one dashed 'w' character with a green starting dot, followed by five green starting dots.

- Marca con tu lápiz los siguientes ejercicios.



A handwriting practice grid with four rows and six columns, bounded by vertical purple lines. The grid consists of horizontal lines. The first row contains: a solid uppercase 'J' with a blue arrow pointing down from its top, a solid uppercase 'J', and four dashed uppercase 'J's, each with a red dot at the top. The second row contains: a solid uppercase 'J', and five dashed uppercase 'J's, each with a green dot at the top. The third row contains: a dashed uppercase 'J' with a green dot at the top, and five green dots. The fourth row contains: a dashed uppercase 'J' with a green dot at the top, and five green dots.

- Repasa y copia las palabras, según el orden del abecedario.

Andrea - ala

Bolivia - baño

Cuba - catedral

- Repasa y copia las palabras, según el orden del abecedario.

Daniela - dinosaurio

Emilio - escudo

Felisa - familia

- Repasa y copia las palabras, según el orden del abecedario.

Gonzalo - garbanzo

Hugo - helado

Ignacia - iglú

- Repasa y copia las palabras, según el orden del abecedario.


Javier - juguetes

Kenia - kayak


Lautaro - levadura

Mendoza - mango

- Une cada dibujo con su vocal final. Luego, colorea el dibujo y la vocal correspondiente usando el mismo color.



- Escribe la vocal inicial de cada dibujo en el recuadro. Luego, colorea.



1

